



Replogle || **GLOBES**

OUR ECO-RESPONSIBILITIES

With over 80 years of manufacturing experience Replogle maintains a keen awareness of our responsibility to the environment. Replogle would like to share our eco-responsibility success stories.

Lean Manufacturing This philosophy allows Replogle to improve quality but it also enables us to reduce the Carbon Footprint within our factory. It has reduced the amount of energy usage through the reduction of machines and materials transportation.

Paper & Fiber Product Recycling Replogle began allowing outside companies to pick up our excess paper & fiber. Replogle recycles approximately 340 tons of paper and fiber materials per year.

Plastic Recycling Replogle utilizes some post industrial reclaimed plastic in its manufacturing processes. The unused plastic is gathered from the manufacturing line and delivered to our in-house grinding room. There the excess materials are reformed into pellets and redistributed to our machines.

Purchasing The Replogle purchasing department continues to source eco-conscious products for use in our daily production, office administration and maintenance departments. Currently, all of our production 'press-craft' models are made from post-consumer reclaimed paper fiber, making over 75% of our total globe output manufactured from earth friendly material.

See the world in its proper perspective with a globe from Replogle. Contact your local Replogle Globes dealer for details. Please visit www.replogleglobes.com to view over 100 globe styles. For product inquiries you can contact us at:

REPLOGLE GLOBES

125 FencI Ln, Hillside, IL 60162
PH: 855-264-7246 | 708-593-3411
FAX: 855-865-3742
[eMail] info@replogleglobes.com
[eStore] www.replogleglobes.biz

Special Market Distributors including:
Advertised Specialty, Meeting Planners, Service Award,
Incentive Recognition should contact Melissa Rains:
317-490-5217 or mrains@replogleglobes.com

OUR WORLD



15008422



Replogle || **GLOBES**

2017 PRODUCT CATALOG



EXPANDING YOUR VIEW OF THE WORLD SINCE 1930

Replogle | GLOBES

TRADITION & COMMITMENT TO QUALITY

Since its beginning in 1930, Replogle has become one of the world's largest manufacturers of globes. From handcrafted masterpieces to educational globes, Replogle has taken pride in manufacturing *the finest globes in the world.*

Replogle Globes Partners are dedicated to maintaining and improving the Replogle Globes tradition of quality products and services. Our customers are the most important part of our business and we look forward to continue to service all the fine organizations that carry Replogle Globes.

Our mission of "a globe in every home" is founded on globes being both a source of wonder and a way to help people make sense of their world. Replogle Globes Partners is committed to this mission and continuing the tradition of producing highest quality globes in the world.

SYMBOL KEY

- , globe ball diameter
- raised-relief
- illumination
- globe balls made with reclaimed paper fiber
- additional wood finishes available upon request
Additional fees will apply. Contact Replogle Customer Service with inquiries (info@replogleglobes.com / 855-264-7246)

Expanding your view of the world since 1930

PAGES 4-7

PAGES 8-11

PAGES 12-21

PAGES 22-25

PAGES 26-29

PAGES 30-38

PAGE 39

HEIRLOOM GLOBE COLLECTION

- | | | | |
|--------------|--------------|--------------|------------|
| 05 ANNAPOLIS | 06 FINLEY | 07 LOGAN | 05 TRENTON |
| 04 DIPLOMAT | 07 LAFAYETTE | 05 STATESMAN | |

FLOOR GLOBE COLLECTION

- | | | | |
|-----------------|--------------|---------------|------------------|
| 08 AUSTIN | 11 FORUM | 08 QUEEN ANNE | 09 SHERBROOKE II |
| 10 CAMBRIDGE | 09 LANCASTER | 09 REGENCY | 08 STEVENS |
| 10 COMMANDER II | 08 MADISON | 11 SANTA FE | 11 TRAFALGAR |
| 10 EDINBURGH II | 11 MARIN | 09 SARATOGA | 10 WESTMINSTER |

DESK GLOBE COLLECTION

- | | | | |
|------------------|-----------------------|---------------|------------------|
| 17 ATLAS | 19 CRYSTAL MARQUISE | 15 LENOX | 13 PIEDMONT |
| 16 AUBURN | 20 EXECUTIVE | 18 LIVINGSTON | 16 PREMIER |
| 13 CARLYLE | 21 FORESTER | 21 MACKIE | 21 QUINCY |
| 16 COLONIAL | 15 FRANKLIN | 19 MIDNIGHT | 20 RENAISSANCE |
| 16 COMPASS JEWEL | 17 FREEDOM | 19 MIKADO | 15 SALEM |
| 12 COMPASS ROSE | 12 HASTINGS | 19 MONARCH | 12 SIERRA |
| 18 CONSULATE | 13 KINGSTON | 17 NORTHWOODS | 20 SPECTRUM |
| 15 CRANBROOK | 17 LEATHER EXPEDITION | 18 ODESSA | 21 WEATHER WATCH |
| | | 18 ORION | |

FRANK LLOYD WRIGHT®

- | | | | |
|----------------|--------------------------|----------------|---------------|
| 23 BARREL | 24 GLENCOE CONSTELLATION | 24 HEXHEDRA | 25 SAN MARCOS |
| 25 BETH SHOLOM | 25 HEXAGON | 23 MINI WRIGHT | 24 USONIAN I |
| 24 GLENCOE | | 22 OBELISK | 23 WRIGHT |

NATIONAL GEOGRAPHIC COLLECTION

- | | | | |
|-------------|-----------------|--------------|---------------|
| 28 ADAMS | 27 CHAMBERLIN | 27 GARRISON | 26 KINGSLEY |
| 29 ALLANSON | 28 COMPASS STAR | 29 GROSVENOR | 27 NICOLLET |
| 29 BARTLETT | 26 COUDREAU | 29 HUDSON | 28 PHOENIX II |
| 28 BINGHAM | 26 EATON III | 27 JAMESON | |

EDUCATION GLOBE COLLECTION

- | | | | |
|------------------|-----------------------------|-------------------------|-----------------|
| 35 ADVENTURER | 35 GEOGRAPHER | 36 LEVITATING GLOBE | 36 TERRENE |
| 35 APOLLO | 34 GLOBE 4 KIDS | 33 MOON | 31 TRAVELER |
| 32 ATLANTIS | 37 INFLATABLE POLITICAL | 32 PANORAMA | 31 TREASURY |
| 36 BANK GLOBE | 37 INFLATABLE TOPOGRAPHICAL | 32 PIONEER | 36 TREKKER |
| 33 CONSTELLATION | 30 INTELLIGLOBE II. | 38 REPLOGLER MAPS | 38 WALL MAPS |
| 33 DAY/NIGHT | | 34 ROTATING ILLUMINATED | 37 WONDER GLOBE |
| 31 EXPLORER | | | |

2017 SPECIAL MARKETS

Table of contents



STATESMAN

MODEL #65125 [BLUE]   

MODEL #65025 [ANTIQUE]   

The Statesman features a hand-applied, hand-cut map. This 20"/50 cm diameter illuminated globe is mounted on a striking hardwood base. Classic design details, solid brass engraved meridian, and light control make this a bold addition to any environment.

28"W x 28"D x 37"H

65125 illuminated



65025 illuminated



quality and craftsmanship

DIPLOMAT

MODEL #65325 [BLUE]   

MODEL #65225 [ANTIQUE]   

This is the world's most detailed globe, abounding with over 28,000 place names. Most globes list no more than 4,000 locations, but at 32" across, this virtuosic achievement in cartography holds enough detail to spark any geography lover's imagination, from the Scottish county town of Ayr to the Isthmus of Kra in Thailand to Panama's Las Perlas Archipelago. This floor-standing globe becomes a focal point of any library or captain's quarters, grandly cradled in a handcrafted mahogany frame that has been rubbed to a lustrous walnut finish and rolls smoothly on four casters. Requiring more than 40 man hours to complete ball, the hand cut and hand-applied topographic map radiates with its ocean and six color political demarcations even when not illuminated from within by its internal 75-watt bulb. The solid brass meridian has been hand-engraved and calibrated every degree. A touch of the solid brass ring turns the light on and off and adjusts to three brightness levels. The blue globe map contains continental shelf which shows the extended perimeter of each continent and associated coastal plain. Plugs into AC. Hand-made in the United States.

40"W x 40"D x 51"H

65325 illuminated



65225 illuminated





ANNAPOLIS

MODEL #65006 [ANTIQUE]   

The first piece in the Explorers' Collection, the Limited Edition Annapolis is a 20"/50 cm diameter illuminated globe featuring a hand-applied, hand-cut map and endless discoveries for the world traveler with over 4,200 place names. This globe includes a numbered Limited Edition plaque and the most current edition of the hard-bound World Atlas. In this atlas, you will enjoy hundreds of pages of global information detailed with cultural and environmental images.

26"W x 26"D x 40"H

65006 illuminated




TRENTON

MODEL #65012 [ANTIQUE]  


The Trenton's stately design and hand turned legs and center post provide an attractive backdrop for its 20" antique illuminated hand covered globe ball. The globe ball is held by a beautiful fully engraved aluminum meridian in a brushed brass color, with touch-on light control.

27"W x 27"D x 37.2"H

65012 illuminated



HEIRLOOM GLOBE COLLECTION



FINLEY

MODEL #65132 [BLUE]    

MODEL #65032 [ANTIQUE]    

The Finley's impressive 37"/93 cm height and simple lines provide an attractive backdrop for its 20"/50 cm illuminated globe ball with hand-applied, hand-cut map. Full engraved aluminum meridian in a brushed brass color, with light control.

26"W x 26"D x 37"H

65132 illuminated



65032 illuminated



Replogle | GLOBES


LOGAN

MODEL #22727 [ANTIQUE]    



Inspired by the inlay craftsmen of Italy, the 16"/40 cm diameter antique-ocean globe with raised-relief will become the focal point of any room. The Logan's pedestal floor stand is detailed with hand rubbed, inlaid wood.

This furniture accessory will be the envy of all.
22"W x 22"D x 40"H

hand-rubbed, inlaid wood



LAFAYETTE

MODEL #64105 [BLUE]    

MODEL #64005 [ANTIQUE]    

Explore the world and let it inspire you. The Lafayette, standing 33"/84 cm tall and featuring an illuminated ball, walnut-finish base, and full die-cast meridian, is ideal for chair-side viewing. Aesthetically pleasing and practical, this is a globe to be admired for years to come.

23"W x 23"D x 33"H

64105 illuminated



64005 illuminated



quality and craftsmanship

MADISON

NEW

MODEL #22732
[BRONZE METALLIC]



The 16" Madison floor globe is the ultimate in retro, cool design. This dark mocha, hardwood floor globe highlights the beautiful, raised relief, fully up to date bronze metallic globe ball. This globe is the perfect match of form and functional design.
21.5"W x 21.5"D x 31"H



64144 illuminated

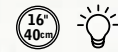


AUSTIN

MODEL #64144 [BLUE]



MODEL #64044 [ANTIQUE]



An impressive 16" globe and solid hardwood stand contribute to the exceptional form and function of the Austin. Additional features include an illuminated globe ball and full die-cast numbered meridian. Available in blue ocean or antique ocean.
22"W x 22"D x 31"H

64044 illuminated



SHERBROOKE II

MODEL #22716 [ANTIQUE]



Transport yourself to a different land and time. Decorative cartouches. Ornate compass roses. An elegant cherry-finish solid wood stand with brass claw feet. From stand to 16"/40 cm globe ball, the Sherbrooke II, with rich antique ocean, is as ornate as it is elegant.
21"W x 16"D x 43"H



REGENCY

MODEL #22720
[ANTIQUE]



The Regency's 16"/40 cm antique-ocean globe with die-cast meridian rests in an artistically detailed hardwood stand with walnut finish. Attractive and versatile.
24"W x 24"D x 39"H



Home and office

QUEEN ANNE

MODEL #64036
[ANTIQUE ILLUMINATED]



MODEL #22719 [ANTIQUE]



The Queen Anne harks back to 18th Century European elegance, with its solid cherry-finish hardwood stand and die-cast meridian. Available illuminated or classic with a raised-relief, antique-ocean globe ball.

24"W x 24"D x 32"H

64036 illuminated



STEVENS

MODEL #24824 [ANTIQUE]



The Stevens is both contemporary and classic. Its design features hand turned legs and elegantly layered top ring. This stand creates the perfect setting for the 16" antique ocean raised relief globe that is held by an antique brass plated die-cast meridian.

24"W x 24"D x 39"H



85801 non-illuminated



LANCASTER

MODEL #37806
[BRONZE METALLIC]



MODEL #85801
[ANTIQUE ILLUMINATED]



The Lancaster chair-side floor globe rests on a dark cherry finish stand with carved accents. The Lancaster is available with either a bronze metallic globe ball or with an illuminated, antique-ocean globe ball. Metal die-cast meridian.

18"W x 18"D x 35"H

85801 illuminated



SARATOGA

MODEL #31712 [ANTIQUE]



Understated and elegant, the Saratoga 12" antique-ocean globe incorporates many exceptional details, including a distinctive solid wood floor stand and brass-plated meridian. Outstanding accent piece.

19"W x 19"D x 33.5"H





WESTMINSTER

MODEL #22813 [ANTIQUE]



Blurring the line between globe and furniture accessory. The hardwood base with dark cherry finish enhances the vibrant colors of our 16"/40cm antique-ocean globe with die-cast meridian. This globe lends richness to its surroundings.

24"W x 24"D x 39"H



CAMBRIDGE

MODEL #22818 [ANTIQUE]



The graceful style of this 16"/40 cm antique-ocean globe in a gyro-matic meridian is complemented by the classic design of its rich walnut-finished hardwood stand.

18"W x 16"D x 38"H



FORUM

MODEL #22844 [ANTIQUE]



Since ancient times, the column has stood as a functional and decorative standard. Designer Tom Torrens has fashioned an all-metal globe base reminiscent of that form, yet crafted to reflect modern design. History, architecture, and culture come together in a unique way with this 16"/40 cm antique-ocean globe.

20"W x 16"D x 47.5"H



MARIN

MODEL #22836 [ANTIQUE]



Handcrafted and worldly, this distinctive stand is fashioned from wrought iron with a rustic textured finish. A 16"/40cm globe with raised relief and an antique brass-plated meridian complete this contemporary interpretation.

23"W x 23"D x 39"H



COMMANDER II

MODEL #22839 [ANTIQUE]



High atop its handsome wooden floor stand, the Commander II summons the attention and admiration of all who see it. Featuring a 16"/40 cm diameter, this antique-style globe combines cartographic excellence with style. By simply removing the center post, it converts from a 38" floor globe to a convenient table globe.

18"W x 16"D x 38"H



EDINBURGH II

MODEL #26824 [BLUE]



Evoking the nautical world, the Edinburgh II features an attractive walnut finish on solid wood base and post. Raised relief and blue ocean map round out the effect of this 16" globe. By simply removing the center post, it converts from 38" floor globe to a convenient table globe.

18"W x 16"D x 38"H



SANTA FE

MODEL #27812 [BRONZE METALLIC]



A visually compelling globe to accompany an elegant stand. A wood ring with cherry finish supported by a wrought-iron stand make this piece one of a kind. Final touches include a wood riser with cherry finish and a bronze metallic globe with beautifully blended earth-tone colors.

24"W x 24"D x 39"H



TRAFALGAR

MODEL #26807 [BLUE]



The combination of progressive design, artistic angles, and metal floor stand with a 16"/40 cm blue-ocean globe and pewter finished die-cast meridian gives the Trafalgar an air of sophistication.

19"W x 19"D x 39"H





CARLYLE

MODEL #83502 [ANTIQUE]



All the most sought-after features are here: illumination, antique-ocean design, raised relief and 12" diameter. Walnut-finish base; die-cast semi-meridian.
13"W x 12"D x 16"H



83502 illuminated



KINGSTON

MODEL #31593 [ANTIQUE]

Conventional and distinguished. The Kingston features a combination of antique-ocean 12" globe ball, solid hardwood base with rich walnut finish, and die-cast antique plated semi-meridian. The perfect globe choice for any setting.
13"W x 12"D x 16"H



PIEDMONT

MODEL #31534 [ANTIQUE]

The successful blend of an antique-ocean 12" globe ball, attractive mahogany stained finish and painted die-cast semi-meridian make this a perfect globe for any setting.
13"W x 12"D x 16"H

the most diverse collection

DESK GLOBE COLLECTION

Replogle | GLOBES


COMPASS ROSE

MODEL #36518 [ANTIQUE]



The Compass Rose has appeared on charts and maps since the 1300's. This decorative and sturdy die-cast antique brass plated base and semi-meridian are the perfect complement to the 12" antique-ocean globe ball. Decorative and dynamic for the home and office.

13"W x 12"D x 16"H



FRANKLIN

MODEL #31501 [ANTIQUE]



The Franklin's 12" antique ocean globe features an antique-finished base. Contains more than 4,000 place names and distinctive political boundary markings.

13"W x 12"D x 16"H



SALEM

MODEL #31595 [ANTIQUE]



The Salem features a natural and walnut two-tone wood base. This base matches and complements the antique globe and antique brass plated die-cast semi-meridian perfectly. The 12" diameter globe also features raised relief to help you gain a better perspective of the contours of our world.

13"W x 12"D x 16"H



the most diverse collection

HASTINGS

MODEL #31509 [ANTIQUE - English]

MODEL #31552 [ANTIQUE - French]

MODEL #31564 [ANTIQUE - Spanish]



The Hastings will give you a world perspective. Its enduring appeal comes from the antique-ocean 12"/30cm globe ball, solid walnut-finish hardwood base, and die-cast semi-meridian. Even in your office, the world is within reach.

13"W x 12"D x 16"H



SIERRA

MODEL #31516 [ANTIQUE]



Explore the true perspective of the world. An antique brass and black metal base is the foundation upon which the Sierra globe is built. This 12"/30 cm antique-ocean desktop globe features a calibrated semi-meridian.

12"W x 12"D x 17"H



LENOX

MODEL #31536 [ANTIQUE]



Classic, enduring appeal. The gracious combination of antique-ocean 12" globe ball, solid hardwood base with rich walnut finish, and painted die-cast semi-meridian make this globe the perfect choice for any setting.

12.8"W x 12"D x 17.3"H



CRANBROOK

MODEL #31400 [ANTIQUE]



Without a meridian, your view of the world is unobstructed. This 12"/30 cm diameter globe includes raised-relief geographic features and antique ocean. Burnished brass-plated inclination mounting and finial complete the design.

12"W x 12"D x 18"H



DESK GLOBE COLLECTION

Replogle | GLOBES



AUBURN

MODEL #36802 [BLUE]

The Auburn is the perfect combination of contemporary design and solid, bold craftsmanship. Handcrafted from durable wrought iron, the Auburn features an attractive black matte finish and ornate detailed legs and center post. The raised relief blue ocean globe is held by a full die-cast meridian.

14.88"W x 14.88"D x 19.75"H



PREMIER

MODEL #31625 [ANTIQUE]

This useful combination offers the "best of both worlds," and it makes the Premier a complete geographical reference suite. The stand is home for a hardbound atlas (included), and the globe itself rests in a calibrated antique brass meridian. The cherry finished base enhances the Premier's rich appearance. Atlas may vary in brand and color.

16"W x 12"D x 18"H



FREEDOM

MODEL #31638 [ANTIQUE]

Imagination takes flight with our Freedom globe. This 12"/30cm antique-ocean globe with numbered meridian features a magnificently detailed resin eagle with bronze finish and gold accents atop a walnut-finished hardwood base. This globe is a majestic symbol and work of art for any room.

13.5"W x 12"D x 20"H



NORTHWOODS

MODEL #37527 [BRONZE METALLIC]

Spin this globe and land where you will as you explore different locations from your home or office. This 12"/30 cm diameter bronze metallic globe is mounted atop a rich walnut-colored base with die-cast, calibrated semi-meridian.

13"W x 12"D x 16"H



COMPASS JEWEL

MODEL #38710 [BLUE LAPIS GEMSTONE]

This exquisite desktop accessory is a 13" diameter blue lapis ocean globe beautifully inlaid with over 25 different semi-precious gemstones that have been hand carved into the shape of countries and continents. A brushed silver stand and meridian with built-in compass cradles the globe. Due to the hand crafted nature and artistic design of this globe, no two globes are exactly alike and they do not reflect all geographic and political information.

18"W x 18"D x 19"H



COLONIAL

MODEL #31700 [ANTIQUE]

A solid hardwood cradle with lustrous walnut finish provides the perfect setting for this 12" globe. The antique ocean and full die-cast meridian add Old World appeal to a globe with modern geographical boundaries.

16.3"W x 16.3"D x 17"H



LEATHER EXPEDITION

MODEL #35522 [LEATHER]

Transport yourself to the far corners of the world. This exclusive desktop accessory offers a genuine leather 12"/30 cm globe with an antique brass-plated, die-cast semi-meridian, mounted on an elegantly crafted hardwood base and riser with dark walnut finish. A unique take on the globe and a perfect gift.

13"W x 12"D x 20"H



ATLAS

MODEL #37600 [BRONZE METALLIC]

Zeus persuades Atlas, a Titan, to repent for his sins against the gods by supporting the world on his shoulders. This detailed bronze resin replica illustrates the strength and grace with which Atlas accepts his challenge.

13"W x 12"D x 20"H

the most diverse collection

85391 illuminated



NEW

ODESSA

MODEL #85391 [BLUE]   

The Odessa features a hardwood tapered base and die-cast semi-meridian. The two-way map and raised-relief design of this 12" globe provide a standard view of the physical world or an illuminated display of the political world.

15.5"W x 13"D x 12"H

86506 illuminated



LIVINGSTON

MODEL #86506 [BLUE]   

Two maps in one great desk globe. When illuminated, the two-way map feature of this 12"/30 cm globe displays the political world and when not illuminated, this globe takes on new dimensions as a topographical map with a standard view of the physical world. The Livingston is traditionally styled, with a hardwood base and die-cast semi-meridian.

13"W x 12"D x 16"H



NEW

MONARCH

MODEL #85351 [SLATE GRAY] 

From within the earth comes the foundation for this desktop globe. Stair-stepped marble supports a spherical, wrought iron yoke, holding a unique slate gray ocean globe, encircled by a calibrated, die-cast, full meridian ring.

14.5"W x 12"D x 16.5"H



MIKADO

MODEL #85000 [SLATE GRAY] 

The award winning Scandinavian design of the Mikado grasps the modern world. The slate gray ocean of the Mikado stands in stark contrast to the easy-to-read metallic silver map. This globe is uniquely supported by an angular, brushed stainless steel base.

12"W x 12"D x 16"H

85032 illuminated



NEW

CONSULATE

MODEL #85032 [BLUE]   

The Consulate is the perfect partnership between modern design and functionality. The acrylic, swans neck Consulate base features a blue ocean, raised relief two-way map. The perfect accent piece for any room.

15"W x 13"D x 12"H

81501 illuminated



ORION

MODEL #81501 [BLACK]  

There's just something about black-ocean globes. The Orion, with its 1950's nostalgic map appearance and the latest cartography on a 12"/30 cm globe, solid steel base, and die-cast semi-meridian, is no exception. And just as Orion blazes in the night sky, this Orion lights up at the flip of a switch.

13"W x 12"D x 16.5"H



NEW

MIDNIGHT

MODEL #35506 [BLACK]   

The prominent black ocean Midnight globe is the perfect mix of style and functionality. This globe features a silver metal tapered base and a silver steel, gyro-matic semi-meridian which allows 360 degree turning to easily view any part of the world.

16"W x 14"D x 12"H



CRYSTAL MARQUISE

MODEL #80506 [CLEAR SILVER] 

Scandinavian design. The silver land-mass Crystal Marquise offers the enduring appeal of a globe, but with a thoroughly modern, visually stunning twist. The transparent 12"/30 cm globe ball is bisected by a unique stainless steel base.

12"W x 12"D x 16"H

the most diverse collection

DESK GLOBE COLLECTION



MACKIE

MODEL #51539 [ANTIQUE]    

A striking culmination of modern metal base and old-world antique globe aesthetics, the Mackie 9"/23 cm desk model is the rare piece that appeals to all types of globe lovers.
9"W x 9.75"D x 13.5"H



FORESTER

MODEL #51533 [ANTIQUE]    

This 9" antique-ocean globe is completed by walnut-finished base and gold-colored molded meridian and riser. Place it on your desk and keep an eye on the world.
10"W x 9"D x 12"H



EXECUTIVE

MODEL #41820 [ANTIQUE]  

A hugely popular gift globe, the Executive features a quartz clock, 6" diameter antique-ocean globe, brass-plated gyro-matic mounting, and walnut-finish wood base. Battery included.
10"W x 6"D x 9"H



SPECTRUM

MODEL #42804 [SLATE GRAY]  

The new 6"/15cm Spectrum features the same stunning slate-colored oceans as the award winning Mikado, and is accentuated by a high-contrast metallic silver map. The globe is bisected by a unique stainless steel axis base. Packed 4 per carton.
6"W x 6"D x 8.5"H



RENAISSANCE

MODEL #42809 [SLATE GRAY]  

Stuck in an office for hours on end, it can be easy to lose perspective. Regain it with the Renaissance. Perfectly suited for desk duty, it features a 6" globe ball in black and grey with maroon type. The globe rotates and spins easily in its hardwood base, inviting interaction and triggering the imagination. Your office just got a lot more worldly.
9.5"W x 6"D x 8"H




WEATHER WATCH

MODEL #51403 [ANTIQUE]    

Highly functional, endlessly fascinating. Three precision weather instruments — thermometer, barometer, and hygrometer — lend beautiful utility to the wooden cube base of the 9" Weather Watch. Brass-plated inclination mounting and finial accent complete this unique globe.
9"W x 9"D x 17"H



QUINCY

MODEL #51510 [ANTIQUE]    


Discover a new place in the world when you look at the Quincy. A solid walnut-finished hardwood base and die-cast semi-meridian provide the setting for this 9"/23 cm globe.
10"W x 9"D x 13"H



the most diverse collection



OBAAA © F.L. Wright Fdn.



©/®/TM 2017, The Frank Lloyd Wright Foundation. All rights reserved. A portion of the proceeds from sales of this product support the Foundation's conservation and education programs.

www.franklloydwright.org



OBELISK FLOOR GLOBE

MODEL #22728 [ANTIQUE]



Frank Lloyd Wright (1867–1959) is widely considered to be America's greatest architect. He amazed the world with his architectural ingenuity and designs. His vision encompassed the buildings and residences he designed as well as their landscaping, art glass, furniture, lighting and floor covering - to create a unified whole. An adaptation of one of Wright's vase designs developed in 1929 for Leerdam Glassfabrik in Germany. The Obelisk stand is made of solid maple and cherry hardwood.

20.5"W x 16"D x 50"H

Frank Lloyd Wright Drawing



WRIGHT FLOOR GLOBE

MODEL #22712 [ANTIQUE]



This globe stand is an authentic reproduction from a drawing found in the Frank Lloyd Wright Foundation archives. It is an unidentified concept for one of the Prairie Homes that Wright designed in the early 1900's. The only marking on the drawing is in his handwriting and says, "Something like this." The proportions, and interpretation, of the drawing were calculated based on the scale of other drawings from this time period.

22"W x 22"D x 39"H

MINI WRIGHT

MODEL #42816 [SLATE GRAY]



A smaller version of our Wright Floor Globe is the perfect table or desktop globe for any home or office. The globe stand is an authentic reproduction from a drawing found in the Frank Lloyd Wright Foundation archives. It is an unidentified concept for one of the Prairie Homes that Wright designed in the early 1900's. This globe and stand are proportionately scaled from the large Wright Floor Globe (as shown on page 23).

8.2"W x 8.2"D x 14"H



BARREL FLOOR GLOBE

MODEL #27823 [BRONZE METALLIC]



This globe stand is an adaptation of one of the most universally recognized furniture designs found in the Frank Lloyd Wright Foundation archives. It is a modified version of the famous "Barrel Chair" originally designed by Frank Lloyd Wright in 1903 and modified for his personal use at "Taliesin" in Spring Green, WI and for Herbert F. Johnson for his home "Wingspread" in Racine, WI in 1937.

The Barrel Chair Floor Globe features a 16"/40cm diameter bronze metallic raised-relief globe with beautifully blended earth-tone colors.

21"W x 21"D x 38"H



■ GLENCOE

MODEL #31546 [ANTIQUE]




In 1911, Wright created designs for Booth Park in Glencoe, IL. This globe stand is adapted from a large brick pedestal designed for the park. Glencoe Globe combines walnut colored stained hardwood with die-cast top and bottom plates. The antique map highlights Wright's timeless design.

12"W x 12"D x 20"H

85601 illuminated



NEW



■ GLENCOE CONSTELLATION

MODEL #85601



In 1911, Wright created designs for Booth Park in Glencoe, Illinois. The design of the Glencoe Constellation Globe stand is adapted from a large brick pedestal designed for the park. The stand combines walnut color stained hardwood with die-cast top and bottom plates. This illuminated globe shows stars, constellations, and nebulae when not lit. Turn the light on and witness the luminous beauty of approximately 70 celestial images.

12"W x 12"D x 20"H

85376 illuminated



■ BETH SHOLOM

MODEL #85376 [ANTIQUE]



In 1954, Frank Lloyd Wright began work on the pyramidal shaped Beth Sholom Synagogue in Elkins Park, PA, now a registered National Historic Landmark open to the general public. This table top globe and stand were adapted from one of Wright's designs for a hexagonal walnut and copper planter in the building.

12"W x 12"D x 16"H



■ HEXAGON

MODEL #31821 [ANTIQUE]




Frank Lloyd Wright's overall concept for his buildings included the integration of the interior furnishings. In 1952, he developed a series of hexagonal metal chairs, tables and other furniture for the H. C. Price Tower in Bartlesville, OK that coordinated with the geometric shape of the building. Adapted from the hexagonal hassock design, this globe stand exemplifies the three Organic Elements used by Wright throughout his lifetime. The metal base is triangular, the wood globe support is hexagonal, and the globe is circular.

20"W x 20"D x 20"H

■ USONIAN I

MODEL #37538
[BRONZE METALLIC]



The base for the Usonian I Desk Globe was adapted from one of several furniture designs created by Wright during his Usonian period, spanning from the late 1930's to the latter part of his career. A concept drawing for an ottoman was the source for this base design. The globe features a solid hardwood base and copper-plated semi-meridian.

12"W x 12"D x 18"H



■ HEXHEDRA

MODEL #37539
[BRONZE METALLIC]



An adaptation of a hassock designed by Wright for the Malcolm Willey House (1933) in Minneapolis, MN. Hexhedra Globe features solid hardwood base and copper plated semi-meridian.

12"W x 12"D x 17.3"H



■ SAN MARCOS

MODEL #31819 [ANTIQUE]



In 1928, Frank Lloyd Wright began creating drawings for the San Marcos in the Desert Hotel that was to be located in Chandler, AZ. The project was never completed due to the 1929 stock market crash, but the building design and the interior renderings contain a variety of interesting furniture and decorative features. The composition of this globe stand is adapted from the 60 degree angle legs and hexagonal top of a small accent table designed for the Dining Pavilion which was to be bordered by garden terraces of the San Marcos in the Desert Hotel.

17.5"W x 22"D x 22"H

NATIONAL GEOGRAPHIC

National Geographic Society
presents the world's finest globes. These time honored globes showcases National Geographic's renowned accuracy and distinctive taste. These classic desk and floor models add a touch of elegance to any room in your home.

Inspiring people to care about the planet since 1888.



EATON III

MODEL #24813

The Eaton III features the latest National Geographic cartography in colors reminiscent of parchment globes from centuries past. Thousands of place names give an accurate view of contemporary political boundaries. Raised relief helps distinguish topographic features around the world. Its antique brass plated gyro-matic meridian and hardware add to the classic look of this handsome tripod stand. Some assembly required. Replacement globes are available to purchase from the manufacturer when cartography is updated. Hardwood tripod is adjustable from 41.25" to 52.25".
18"W x 16"D x 41.25 - 52.25"H



NEW

COUDREAU

MODEL #39507

The Coudreau globe features a distinct stainless steel stand that provides an attractive backdrop for its 12" diameter blue ocean globe. Standing 36 inches tall, the Coudreau includes a fully numbered powder coated chrome meridian.
14.5"W x 14.5"D x 36"H



87803 illuminated

CHAMBERLIN

MODEL #87803

The Chamberlin is the perfect essence of attractive practicality. This hardwood, walnut colored base and post creates the perfect look for displaying in classrooms, offices and family rooms. Thousands of place names are complemented with raised relief topographic features. Turn or tap the globe to activate 10 bright LED lights. Auto shut-off. Made in the U.S. Four AA batteries.
18"W x 16"D x 37.5"H



87807 illuminated

NICOLLET

MODEL #87807

The Nicollet features a medium teak hardwood base with steel yoke and die-cast meridian. This sturdy illuminated globe is perfect for the office, classroom and home. Thousands of place names are complemented with raised relief topographic features. Made in the U.S.A.
20"W x 16"D x 22"H



KINGSLEY

MODEL #64107


The striking Kingsley floor globe combines up-to-date National Geographic cartography with the classic blue ocean color scheme. More than 4,000 place-names are detailed with raised relief. An on/off switch lets you illuminate the globe for a closer study. The Kingsley features a walnut-finished hardwood stand with casters and full die-cast meridian.
23"W x 23"D x 33"H



JAMESON

MODEL #87804

The National Geographic Jameson globe features a 16" raised-relief, parchment style ocean globe ball which rests on a richly detailed solid hardwood stand with a full die-cast antique brass plated meridian. This beautiful stand features in-lay carvings on the legs and a heavy wrought iron metal stretcher that gives this globe its bold, distinctive design.
23.5"W x 23.5"D x 36"H



GARRISON

MODEL #24811

The Garrison highlights the bold character and classic design that fits perfect in any office, study or living room. This impressive 16" diameter globe with the latest National Geographic cartography in executive colors and solid hardwood stand contribute to the exceptional form and function of the Garrison. Additionally the globe features antique plated full, numbered die-cast meridian and a raised relief topographic globe ball.
23.5"W x 23.5"D x 36"H

Home and office

83504 illuminated



ADAMS

MODEL #83504



The Adams distinguished look features an illuminated antique ocean globe ball and a rich, walnut finished solid hardwood base. The die-cast antique plated semi-meridian perfectly complements this beautiful globe. This is the perfect globe choice for any setting.

13"W x 12"D x 16"H

PHOENIX II

MODEL #39814



The Phoenix II dramatically rises above a solid metal base. This beautiful globe offers stunning modern looks with traditional elegance. The flared black metal base has a sweeping design that follows the curve of the globe. This design is at home in all settings and features the latest cartography from National Geographic.

16"W x 12"D x 24"H



ALLANSON

MODEL #39504



The Allanson features unique one of a kind styling. The latest National Geographic cartography, raised relief with thousands of place names and a sturdy antique plated die-cast base and semi-meridian. The base is highlighted by raised outlines of the continents of the northern hemisphere and the official National Geographic logo. The perfect globe for National Geographic members and enthusiasts.

13"W x 12"D x 17"H



85818 illuminated



BARTLETT

MODEL #85818



The Bartlett features updated cartography that makes our student globe perfect for back-to-school. Bring the vastness of the world back to life for explorers of all ages with this illuminated desk globe. Perfect for family rooms and classrooms. Satin nickel meridian and base. Made in the U.S.A.

13"W x 12"D x 16.5"H



COMPASS STAR

MODEL #39813



The Compass Star winged design accentuates stunning modern looks with traditional elegance. Featuring the latest National Geographic cartography in colors reminiscent of parchment globes from centuries past. The Compass Star also includes a National Geographic commemorative coin built in and highlighted on the base.

17"W x 12"D x 17.5"H



BINGHAM

MODEL #39506



The Bingham represents the classic yet bold styling of its namesake explorer. This globe features the latest National Geographic cartography in executive colors with a two-tone wood base and antique die-cast semi-meridian. The 12" diameter globe also features raised relief to help you gain a better perspective of the contours of our world.

13"W x 12"D x 16.5"H



GROSVENOR

MODEL #39503



The Grosvenor combines classic styling with the latest National Geographic cartography in colors reminiscent of parchment globes from centuries past. The Grosvenor desktop-style presents a 12" raised relief globe that helps you gain a better perspective of our earth. Its antique brass plated semi-meridian and base provide functionality and beauty. Perfect for office, study or living room.

13"W x 12"D x 16.5"H



HUDSON

MODEL #39505



The Hudson is a dynamic desktop accessory that offers the most up to date National Geographic cartography in a classic blue globe ball. This 12" diameter globe has an antique brass-plated die-cast semi-meridian mounted on an elegantly crafted hardwood base and riser with medium walnut finish. A classic take on the world and a perfect gift.

13"W x 12"D x 20"H

Home and office



NEW

INTELLIGLOBE II™

MODEL #39870 [BLUE]    

The Replogle Intelliglobe II™ is the most advanced interactive globe in geographic technology. Intelliglobe II™ is the educational and entertaining globe that contains information about the world that is truly interesting, useful and thought provoking.

- Learn about the world's landmarks, oceans, flags, animals, foods and the internal structure of the Earth and Moon. Explore the universe with maps of the moon, the night sky and the solar system.

- Touch the wireless Intelliglobe II pen to the globe to learn about the world.

- Included with your Intelliglobe™ is the Intelliglobe™ World Discovery Book and rechargeable Intelliglobe II pen with multiple narrators in English language. The World Discovery book has 60 pages of educational information readable by Intelliglobe II pen. This fun filled book includes supplemental maps of the United States and Europe and features thousands of entertaining facts. The pen has a rechargeable lithium battery and can continuously work for up to 2.5 hours.

16"W x 12"D x 17.5"H

THE INTELLIGLOBE II™ INCLUDES:

- 20 Touch & Explore Features
- Current Time and Time in Various Places of the World
- 3 Compare Features
- Earth & Amazing Facts and World Records
- Find Games
- Trivia Challenge
- Multiple Choice Challenge



EXPLORER

MODEL #30501 [BLUE - English]

MODEL #30561 [BLUE - Spanish]

MODEL #30551 [BLUE - French]

MODEL #30519 [Available In Display Box] Packed 4 to 1



Among our most popular models. Striking colors invite students of any age to explore. The 12" blue-ocean globe offers a vibrant contrast to a metal gold-colored base. The Explorer contains more than 4,000 place names and distinctive political boundary markings.

13"W x 12"D x 16"H



TRAVELER

MODEL #30513 [BLUE]

MODEL #30587 [Available In Display Box] Packed 4 to 1



Lightweight and durable, this 12" blue-ocean globe is a great tool for students. The smoke black molded base and semi-meridian are scratch resistant and strong.

13"W x 12"D x 16"H



TREASURY

MODEL #30803 [BLUE]    

This economical 12" floor model stands 32" high on a durable metal base and attractive wooden pedestal. Easily converted to a table globe, added features include gyro-matic mounting and calibrated full meridian.

15"W x 12"D x 32"H

educational and toy



PIONEER

MODEL #30801 [BLUE]    

Get a closer look at the world, thanks to the gyro-matic mounting that swings up or down to bring any area into closer view. Vivid colors help to easily distinguish political boundaries. Numbered full-meridian and gyro assembly.

15"W x 12"D x 17"H



ATLANTIS

MODEL #33801 [BLUE]    

Land areas on this special globe are in true-to-life color to illustrate mountains, deserts, forests and grasslands. Oceans show undersea physical features. Gyro-matic mounting with numbered full-meridian swings up or down to bring any area into closer view.

15"W x 12"D x 17"H



PANORAMA

MODEL #30572 [BLUE]    

This 12" political globe is held in place by a lightweight, clear acrylic base. The blue ocean globe features over 4,000 place names and political boundary markers. This beautiful globe can turn 360 degrees and looks as if it is floating in the clear Panorama base. Perfect for the home, office and classroom.

17"W x 12"D x 16"H



Expanding your view of the world since 1930

13076 illuminated



NEW

CONSTELLATION

MODEL #13076 [BLUE]  

Provoke the imagination in new ways. This illuminated globe shows stars, constellations, and nebulae when not lit. Turn the light on and witness the luminous beauty of approximately 70 celestial images. Features molded black base and smoke semi-meridian.

12"W x 12"D x 16"H



86509 illuminated



DAY/NIGHT

MODEL #86509 [BLUE]  

Provoke the imagination in new ways. The Day globe shows the striking colors of a blue ocean political map when not lit. Turn the light on and witness the incredible change to the sky at night. The Night globe names and shows 88 constellations and more than 35 of the brightest stars. This unique globe is great as a night light and it features a black base and pewter plated die-cast semi-meridian.

13"W x 12"D x 16.5"H



MOON OFFICIAL NASA

MODEL #38245 [MOON]   

This extraordinary 12" diameter globe accurately depicts the geographical features of the Earth's moon, including craters, seas and mountain ranges. NASA approved.

12"W x 12"D x 14"H

educational and toy

NEW

12535 illuminated



ROTATING ILLUMINATED

MODEL #12535 [BLUE] 10" 25cm

The capacity to wonder is not learned, it's there from the beginning. Which is why this 10" Rotating Illuminated globe, with more than 100 drawings of people, landmarks, and animals, is a perfect companion to any child's imagination. When the globe is placed on the base it illuminates and rotates 360 degrees on its axis.

10"W x 10"D x 14"H



12534 illuminated



GLOBE 4 KIDS

MODEL #12534 [BLUE] 10" 25cm

Explore more than 125 drawings of people, landmarks and animals on this kid friendly political map. Turn the light on to see physical map showing hidden aquatic animals such as lantern fish and ship wrecks such as Titanic. The illuminated globe also shows areas of tectonic plates of the Earth. Find the "Pacific Ring of Fire" showing earthquakes, volcanic activity, mountain-building, and oceanic trench formation. This globe will become a perfect companion to any child's imagination.

11"W x 10"D x 13.5"H



Expanding your view of the world since 1930

NEW



APOLLO

MODEL #50518 [BLUE] 9" 23cm

The 9" Apollo Political Globe contains a wealth of information. This free mount globe is the perfect learning tool for students of all ages and held on a plastic clear view base.

9"W x 9"D x 10"H



GEOGRAPHER

MODEL #81506 [WRITE & ERASE] 12" 30cm

Reinvent the world. This sturdy write-on, wipe-off 12" globe is a great educational tool — not to mention a lot of fun. Designed for classroom or home use, this globe creates an environment for interactive learning. Wet erase marker included.

13"W x 12"D x 16"H



ADVENTURER

MODEL #37500 [BLUE] 12" 30cm

This 12" political globe geared to young children incorporates all the features found in our best-selling models. A raised-relief, blue ocean ball with vivid colors, easy-to-find geographic locations, and a durable molded base complete this globe. Recommended for ages 3 and up.

13"W x 12"D x 16"H

educational and toy



TREKKER

- MODEL #81000 [BLUE - English] 6"
15cm
- MODEL #81002 [BLUE - French] 6"
15cm
- MODEL #81004 [BLUE - Spanish] 6"
15cm

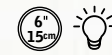
This 6" blue-ocean political globe with plastic black base will stimulate a child's imagination while playing an educational role. Packaged eight per carton. This globe is also available with French or Spanish text.
6.5"W x 6"D x 8"H

81030 illuminated



TERRENE

MODEL #81030 [BLUE]



The Terrene is the perfect desk globe. This 6" blue political illuminated globe runs on 2 AA batteries. Conveniently there are no cords to work around and there is no need to be near an outlet.
Packaged two per carton.

6.5"W x 6"D x 8.5"H

WONDER GLOBE

The Wonder Globe models offer exceptionally smooth rotation on two different axes and feature remarkable map details. Teachers, corporate executives, and children of all ages will enjoy the amazing dynamics of this wonderful globe. Packed 12 per carton.

5"W x 4.3"D x 6"H

MODEL #40800 [BLUE] 4.3"
11cm

The 4.3" globe features an easy-to-read map indicating political borders and capital cities.

MODEL #41809 [ANTIQUE] 4.3"
11cm

The 4.3" globe features an easy-to-read map indicating political borders and capital cities.

MODEL #42808 [CELESTIAL] 4.3"
11cm

Features stars, constellations, and celestial images rendered by noted German cartographer Karl Harig.

MODEL #48800 [MOON] 4.3"
11cm

Identify lunar surface features such as craters, seas, rilles, valleys, and mountain ranges — even spot sites of manned and unmanned moon landings.

MODEL #42813 [SATELLITE] 4.3"
11cm

The 4.3" globe features a satellite view of the earth.



educational and toy

NEW



BANK GLOBE

MODEL #40515 [BLUE] 4"
10cm

Try your hand at global finance with this cheery 4" diameter bank. We guarantee a 100% return on your investment. Packed 12 per carton.

4.75"W x 4"D x 6.25"H



LEVITATING GLOBE

MODEL #49201 [BLUE] 3.5"
8.9cm

This 3.5" diameter globe amazingly levitates between polished silver-toned arm and silver molded base. Lights on the base illuminate when the globe is in the proper location to easily float in the air. Perfect for office, study or living room.

6"W x 3.5"D x 7"H



INFLATABLE POLITICAL

MODEL #15001 [LIGHT BLUE - 12"] 12"
30cm

MODEL #16001 [LIGHT BLUE - 16"] 16"
40cm

MODEL #17001 [LIGHT BLUE - 27"] 27"
69cm

Introduce children to geography with this inflatable globe. Available in 12", 16" and 27" diameter sizes, each globe is brilliantly colored and extremely durable. The 12" and 16" diameter globes are packed 12 per carton and the 27" diameter globes are packed 6 per carton.



INFLATABLE TOPOGRAPHICAL

MODEL #15601 [DARK BLUE - 12"] 12"
30cm

MODEL #16601 [DARK BLUE - 16"] 16"
40cm

MODEL #17601 [DARK BLUE - 27"] 27"
69cm

Introduce children to geography with this inflatable globe. Available in a variety of sizes, each globe is brilliantly colored and extremely durable. The 12" and 16" diameter globes are packed 12 per carton and the 27" diameter globes are packed 6 per carton.

EDUCATION GLOBE COLLECTION



REPLOGLE WORLD & USA MAPS

MODEL #72110 [World Map Displayer 18 to 1]

MODEL #72116 [USA Map Displayer 18 to 1]

Replogle 49" X 33" durable maps come in an 18 to 1 displayer with header card for easy merchandising. The World Maps are beautifully framed by all the corresponding flags of the world. The USA Maps are framed by the flags of all 50 states. All colors correspond and match colors on Replogle educational globes to help reinforce geographic location learning.

49"W x 33"H



NEW

WALL MAPS LAMINATED USA & WORLD

MODEL #72118 [Laminated USA Wall Map 6 to 1]

MODEL #72119 [Laminated World Wall Map 6 to 1]

Discover the world with these boldly colored and easy to read maps. US/World Rolled Maps are a great addition to any office, Conference room, or home. These laminated maps measure 49" X 33" and are markable using water soluble ink - making them great for education and business.

49"W x 33"H



2017 SPECIAL MARKETS



ASI: 82050 PPAI: 112845 SAGE: 53520 UPIC: Globes


Let Replogle make the world all about you and/or your customer. We can decorate most of our current globes with a decorative plate or pad print. If you want to make the world all about you, we also create custom pieces that will reflect what you think the world should be.

EBERSOLD, INC.
 Providing Value Added Solutions for the Marketing, Printing and Ad Specialty Needs of Business Since 1932

Add your logo!
 For plating and pad printing options, see price list.



Special Market Distribution including: Advertised Specialty, Meeting Planners, Service Award, Incentive Recognition
 Contact Melissa Rains | 317.490.5217 | 855.264.7246 | mrains@replogleglobes.com

MOTIVATE  CONGRATULATE  CELEBRATE